



Year 9: Unit 5: Street Art

Street Art

- Threshold Concept (TC39)** - Understand the difference between Street Art and Graffiti.
- Threshold Concept (TC28)** - Understand the main components of an artist research page.
- Threshold Concept (TC40)** - Knowledge and understanding of the contemporary artist, Banksy.
- Threshold Concept (TC41)** - Understand that there may be underlying reasons why some art is produced, not just solely for its appearance.
- Threshold Concept (TC42)** - Knowledge and understanding of the contemporary artist, Jon Burgerman.
- Threshold Concept (TC43)** - Understand that art can be representational of a person's character.

Formal Elements of Art

Colour, Line, Shape, Form, Tone, Texture, Pattern

Keywords

Street Art
Graffiti
Urban Art
Permission
Commission
Offence
Merchandising
Ellipse
Symmetrical

Bronze

- ... understand what 'Street Art' is.
- ... understand what 'transfer' means.
- ... name a famous Street Artist.
- ... understand what an artist research page is.
- ... understand how to cut out appropriate images.
- ... select basic information and write this on the page.
- ... recognise Jon Burgerman's art style.

Studying the work of different artists and completing an artists research page helps to give you ideas for your own work perhaps through similar subject matter, theme or style.

What is Street Art and Graffiti?

Street art or Graffiti is also known as **Urban Art**.
Street art has a history of approval for improving and uplifting areas of a town or city.
Street art is legal artwork where permission to mark the surface has been granted by the owner of the property and sanctioned by the authorities.
Graffiti is an offence of criminal damage. If prosecuted, the offender could face a fine or even imprisonment.



Graffiti is said to be the heartbeat of society

Political or social commentary, slogans of protest, these were the originators of modern graffiti in the 70's, such as tags or names on walls, individuals wanting their names to be visible.

In the 80's, names got bigger, they started using 2 colours and it suddenly exploded into an art movement bringing messages of beauty to a public audience.

Street artist Keith Haring also started merchandising his own art which made it available to the public at affordable prices

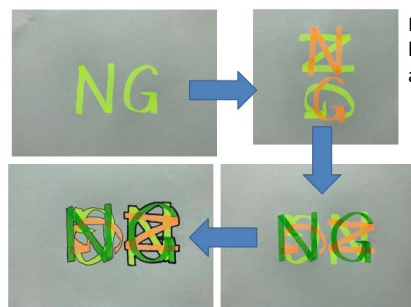
Street art is a form of art that is displayed in public on surrounding buildings, trains, bridges and other publicly viewed surfaces. But unless it is commissioned, it is illegal.

Keith Haring

Jean-Michel Basquiat



Students design a 'Tag' using their initials and learn 4 different transfer techniques.



Design a 'Tag' using highlighter pen and fineliner pen



How to cut neatly using scissors
Watch from 1:33 to 2:50

Lesson Objective

To learn to different transfer techniques.



Artist – Tom Quigley (Youtube)
Four Transfer Techniques

- (1) Sellotape Transfer
- (2) Newspaper Text Transfer
- (3) Carbon Transfer
- (4) Acrylic Transfer



https://www.youtube.com/watch?v=k0_WT1sN6xc

Transfer: to move someone or something from one place to another:



Noodling and doodling with Jon Burgerman

Jon Burgerman talking about his work



Street Art

Lesson Objective

To learn about the artist, Jon Burgerman and produce an A4 research page.

Keywords

background title facts opinion research images copy
analysis mood content form context process
line tone colour pattern texture shape form

Grade 4 or lower	Grade 5 to 6	Grade 7 to 8	Grade 9+
1) A basic background is produced.	1) A creative background is produced that links to the artist(s).	1) A very effective background is produced that links to the artist(s).	
2) A basic title is produced.	2) A skilful and creative title is produced.	2) A very skilful and creative title is produced.	
3) Keywords linked with facts about the artist are researched.	3) Keywords/sentences (facts) about the artist are researched.	3) Many interesting facts about the artist are researched.	
4) There is a basic opinion about the artist's work.	4) There is an opinion about the artwork with reasons.	4) There is in depth analysis of the artwork (MC FC P) with opinion.	
5) There is limited research and selection of images.	5) A range of different images are researched and selected.	5) There is evidence of in depth research when selecting images.	
6) The images are arranged with some thought.	6) The images are well presented	6) Images are presented in a creative way.	
7) There is a basic copy of the chosen image(s).	7) There is a skilful copy of the chosen image(s).	7) There is a very skilful and accurate copy of the chosen image(s).	



Sellotape transfer



Year 9: Unit 6: Street Art

Street Art

Threshold Concept (TC1) - Understand the elements of art and how these can be used to create a piece of artwork.

Threshold Concept (TC44) - Understand how to research using an internet search engine to enhance artwork.

Threshold Concept (TC45) - Understand that research can be used to develop ideas for a final outcome.

Threshold Concept (TC46) - Understand that a final outcome can be based around a person's identity e.g., personal interests, places, journeys, choices, values, beliefs, culture, hobbies, etc.




SCAN ME
Colour and emotions

Formal Elements of Art
Colour, Line,
Shape,
Form, Tone,
Texture
Pattern

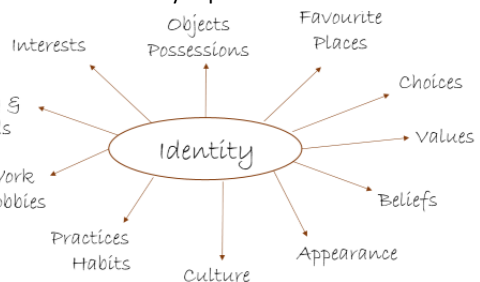
Keywords
Street Art
Graffiti
Urban Art
Permission
Commission
Offence
Merchandising
Ellipses
Symmetrical

Bronze

- ... understand what a 'mindmap' is.
- ... remember the seven elements of art which are used in art.
- ... understand what 'composition' means.
- ... understand the key elements from the artwork of Jon Burgerman to inspire your personal outcome work.
- ... understand how to cut out images neatly.
- ... understand what 'acrylic paint' is.



How to cut neatly using scissors
Watch from 1:33 to 2:50



Task 1: Mindmap
Make a list of things linked to yourself.

Art and Crafts?	Other hobbies?
Sport?	Places?
Favourite Food and drink?	Pets?
Reading?	Personal Possessions?
Computer Games?	Clubs?
Social Media?	Shopping?
Anything else?	Music?
	Brands?

Task 2:
Now find an image for each of your listed words. (Internet? Books?)
For example, if you like sport (e.g. Rugby), you could find an image of a Rugby ball.
Draw each image in the style of Jon Burgerman. It may need to be simplified.

Think about what you have learnt about Jon Burgerman's style having completed the artist research page.




A mindmap helps you to connect ideas and experiences, identifying the relationships relating to a particular topic. This will help to improve your creativity.

Acrylic paints are water-based but are water resistant when dry. They can be used thick like oil paints or watered down like watercolour paint.



Develop your ideas



Composition is the way in which different elements are arranged in a piece of artwork.