



Year 8: Unit 1: Drawing Skills

Drawing Skills

Threshold Concept (TC1) - Understand the elements of art and how these can be used to create a piece of artwork.

Threshold Concept (TC2) - Understand how measuring techniques can help with accuracy when drawing.

Bronze

... remember the seven elements of art.
... understand what a still-life is.

A **still life** is a work of art showing **anything that does not move or is lifeless** (inanimate). Still life includes objects which are either natural (food, flowers, plants, rocks, shells, etc.) or manmade (shoes, drinking glasses, books, vases, jewellery, coins, etc.)

Formal Elements of Art

- Colour** – what you see when light reflects off something
- Line** – a mark made which can be long, short, scribbled, straight etc.
- Shape** – a 2D area which is enclosed by a line.
- Form** – a shape which has 3 dimensions.
- Tone** – how light or dark something is.
- Texture** – how something looks or feels (visual or actual) rough etc.
- Pattern** – a symbol or shape that can be random or repeated.

Pencils come in different grades, the softer the pencil, the darker the tone.
H = Hard B = Black
The most useful pencils for shading are 2B and 4B. If your pencil has no grade it is most likely HB which is 'hard black'.



Colour Wheel



Measuring with a pencil




Working out the measurements of the shoe and drawing the outline first is crucial before adding tone and texture.



Line

Shading Techniques



Mark making

To make drawings look more realistic, try to use different marks to show textures and surfaces. You can do this by changing the direction, pressure and length of your marks.


Pattern

The stitching on the shoe and the eyelets that the laces are threaded through are a textured pattern which is repeated in your shoe drawing

Tonal Scale



Basic Shapes



Key words

Graphite,
Formal elements
Tonal scale, Hatching
Cross hatching,
Ellipse, Symmetrical
Mark making,
Geometric shapes,
Parallel, Still life



Shoe Drawing

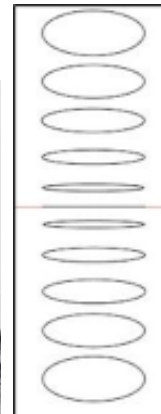


Texture

Visual texture is accomplished by carefully using a combination of tonal shading and the different shading techniques.



Ellipses



A tonal drawing does not need colour to be added.



Draw edges not outlines!



Year 8: Unit 2: Beautiful Bugs Recording

Beautiful Bugs Recording

Threshold Concept TC14 - Understand how symmetry, simple geometric shapes and measuring techniques can help with accuracy when drawing.

Threshold Concept TC15 - Understand how to mix and create tonal values with colouring pencil.

Threshold Concept TC16 - Understand how to use different colouring pencil techniques.

Threshold Concept TC17 - Understand that art does not always have to have a blank background on which to work.

Threshold Concept TC18 - Understand how to use different art techniques to produce a recording (drawing) page.


Formal Elements of Art

Colour, Line, Shape
Form, Tone, Texture
Pattern

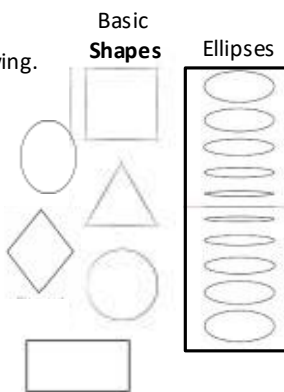
Bronze

- ... understand what a 'bug' is.
- ... understand how to draw simple geometric shapes to help plan a drawing.
- ... understand what 'background' means.
- ... understand there is an order in which the work needs to be done.

Basic ink and stick drawing techniques




Chalk, Ink and Stick



Henri Rousseau

- He was born on 21st May 1844
- He died on 2nd September 1910 in Paris.
- He painted in a 'naive'(simple) style
- Rousseau never left France.
- He never saw a jungle.
- He had no formal art training.
- He was self-taught and painted in his own time.




Key words
Tonal Scale,
Hatching
Cross Hatching,
Ellipse, Symmetrical
Geometric Shapes
Parallel Still Life
Mandible, Thorax
Abdomen,
Antenna
Antennae,
Symmetrical
Proportion - the size relationship between different parts, e.g height compared to width

Tearing tissue paper strips for long leaves and grass

Henri Rousseau Facts



Beautiful Bugs recording sheet

Collage describes both the technique and the resulting work of art in which pieces of paper, photographs, and fabric etc are arranged and stuck down onto a surface

Order of Collage
pastels
tissue and sugar paper
bug drawings

Pastel drawing techniques



A **background** is what's behind something — like a play's scenery, or a person's life story or the past facts of a current situation