

Art and Design Key Stage 4 Curriculum Learning Journey

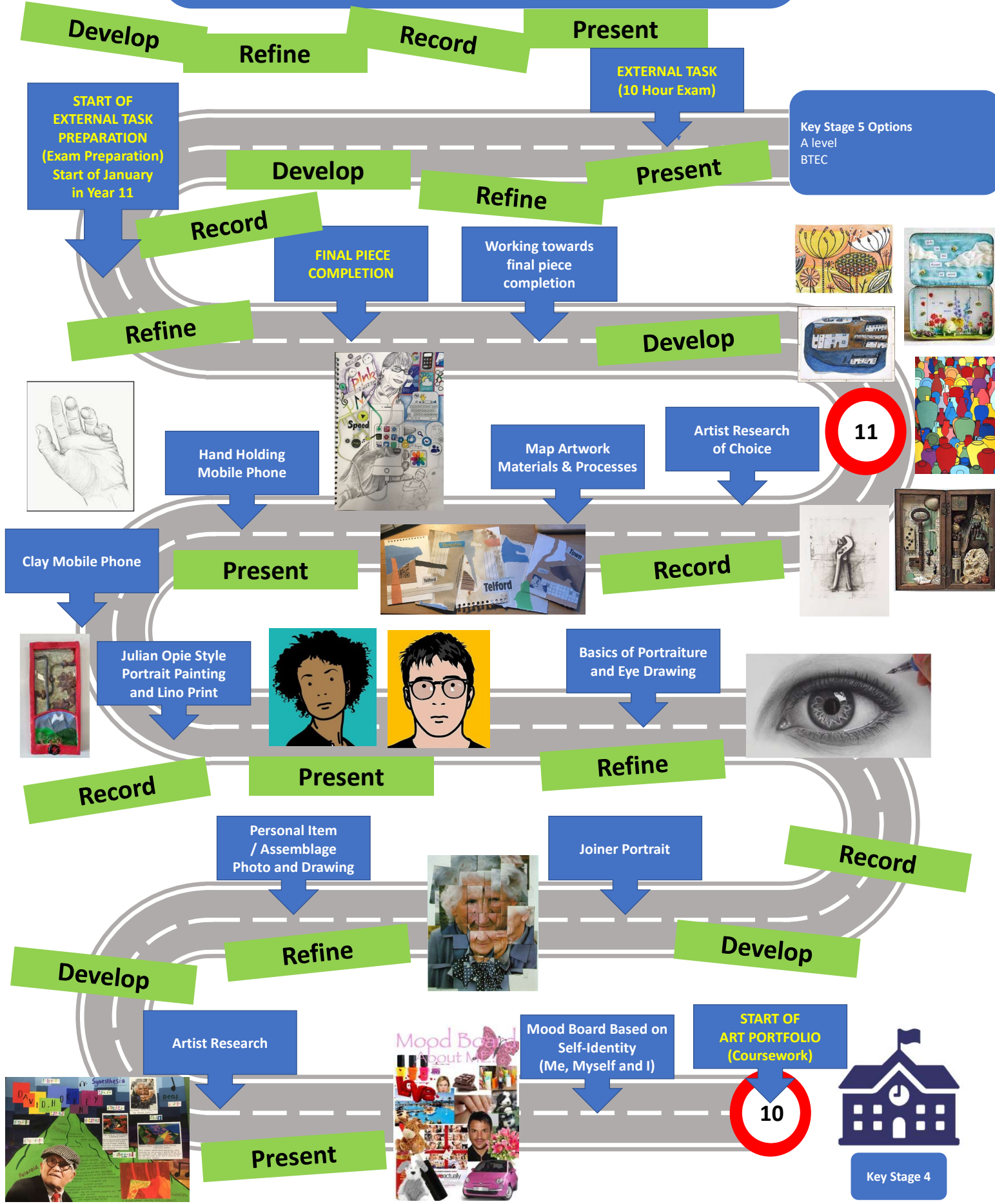


Key Stage 4 Essential Knowledge:

- To understand the key artistic terms.
- To understand artists, craft makers and designers in history, including periods, styles and major movements from ancient times up to the present day that can inform their GCSE work.
- To understand the design process.
- To understand the Assessment Objectives.
- To understand the properties of a range of art materials and different techniques.
- To understand how to analyse and evaluate artwork when making self and peer assessments.
- To understand the historical and cultural development of various art forms.
- To understand art which highlights political and environmental issues.
- To understand the 4 assessment objectives.

Key Stage 4 Essential Skills:

- To use the language of art, craft and design when talking about artwork, and express reasoned judgements that demonstrates understanding which can inform their own GCSE work.
- To increase proficiency in a wider range of techniques and media, to record their observations, including drawing, painting, sculpture and other art, craft and design techniques as a basis for exploring their ideas.
- To be able to analyse and evaluate their own work, and creative work of others (using the language of art, craft makers and designers) in order to strengthen the visual impact of their own artwork.
- To produce artwork that covers the 4 assessment objectives.



Task

Year 10/11 Summer Art Journal End of Summer Term/Summer Holiday Task


You are to create a visual log of your summer in your hand made art journal. This must be as creative as possible using what ever materials you have at home or collect to create interesting and exciting pages all about you! The journal will support your 'Self-Identity' coursework so it is important you spend time building up the pages of your book. You **must** include the following:

- 1 Collaged page
- 1 Biro drawing
- 1 Pencil drawing
- 1 Crayon/ water colour
- Tickets, receipts, labels etc.

Remember to loan materials from school if you need them.

Optional

- Photographs
- Mixed media



Chilling at Home



Trips

Holidays



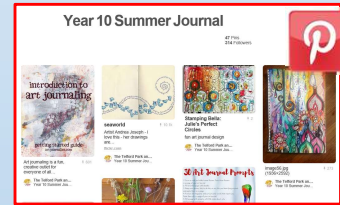
Favourite Outfits

Visits and Days Out



Meeting Friends

Tickets



BBC's



Maps



Music – Summer Play List

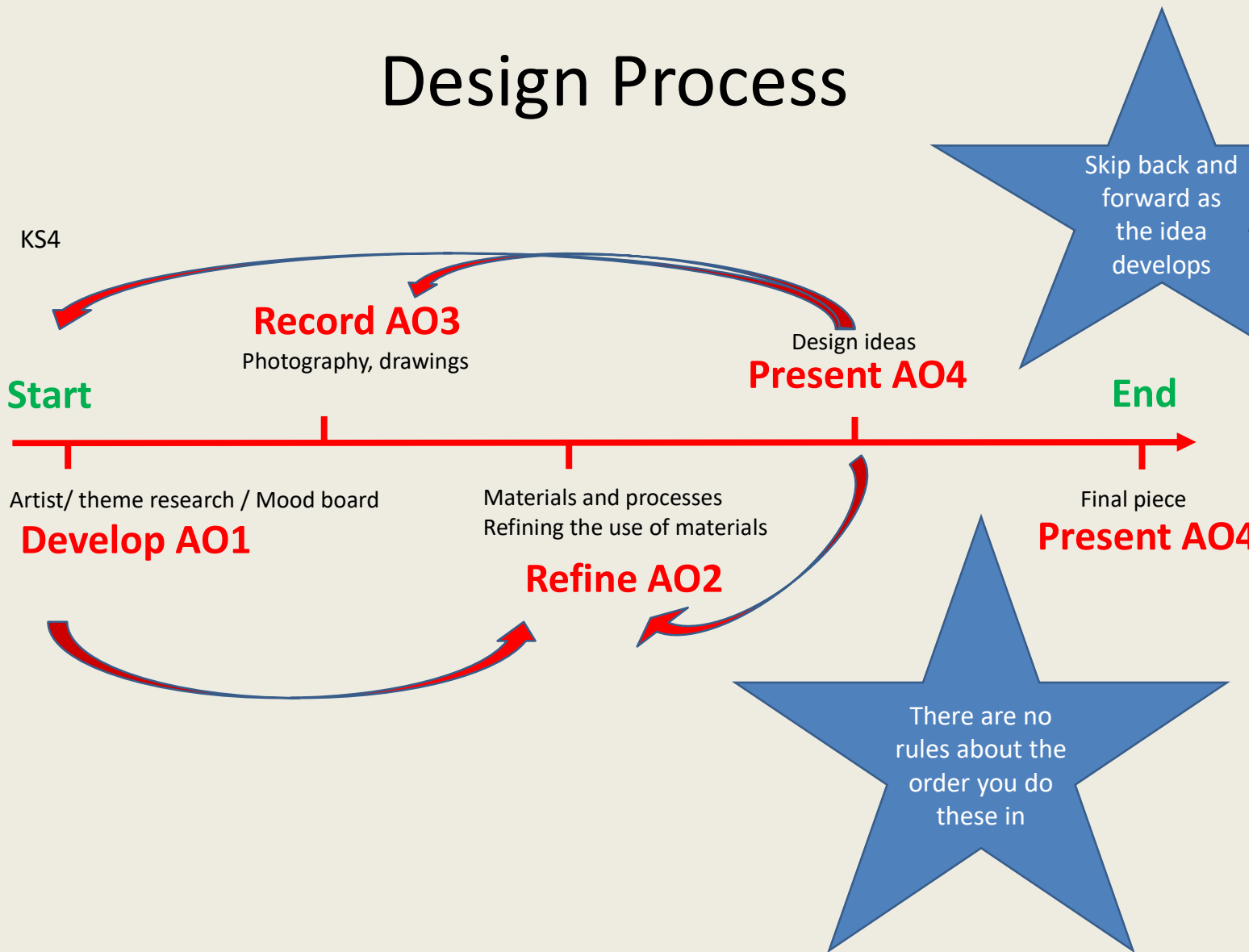


Summer Food

YouTube Get some great mixed media or journaling ideas from YouTube

<https://www.youtube.com/watch?v=6UXfQkOWtp0>

Design Process



Design Process

